



Kunde

Prüfstelle

Kundennummer

Auftragsnummer

Telefon

Fax

Anmerkung

Prüfer

Typ-Teile-Nummer

**0986435254**

--

Typ-Formel

**CRI 2-16 OHW**

Änderungsdatum Kompensation

26.02.2014



Hersteller

**Bosch**

Komponente

**CRI**

Typ

**1 MV**

Regelstelle



Temperatur

**40**

°C

Beanstandung

Befund

Bemerkung

	Injektor A	Injektor B	Injektor C	Injektor D	Injektor E	Injektor F
Seriennummer			2233	1224	2232	2223
Fertigungsdatum						
Reparatur ID						
Reparatur Erg.						
Dichtheitstest						
IMA Kennung			78SD3N5	A18T6A5	8I8WDSB	7SRYA1A

# 1 Start up Mengenummessung

# 2 Clean run Mengenummessung

Clean run Injector

# 3 Leak test Dichtheitstest

Leak test Injector



# 4 Conditioning Mengenummessung

Conditioning Testbench

# 5 Warm up Mengenummessung °C

Warm up Testbench = 40



Typ-Teile-Nummer		Typ-Formel		Änderungsdatum		Kompensation
<b>0986435254</b>		<b>CRI 2-16 OHW</b>		26.02.2014		 <b>X</b>
Hersteller	Komponente	Typ	Regelstelle	Temperatur		
<b>Bosch</b>	<b>CRI</b>	<b>1 MV</b>		<b>40 °C</b>		

	Injektor A	Injektor B	Injektor C	Injektor D	Injektor E	Injektor F
Seriennummer			2233	1224	2232	2223
Fertigungsdatum						








# 6 Stabilizing  Mengenmessung  
 Stabilizing Injector

# 7 Conditioning  Mengenmessung  
 Conditioning for VL point

# 8 VL  IMA Einstellung  Mengenmessung  
 Measure point VL C, D, E, F,

# 9 Conditioning  Mengenmessung  
 Conditioning for EM point

# 10 EM  IMA Einstellung  Mengenmessung  
 Measure point EM C, D, E, F,








n	/min		°C		MPa	t 	µs	p	kPa		s
→K←	450	→K←	40.0	→K←	80.00	→K←	600	→K←	10.0	→K←	----
	250	↓↑	1.0	↓↑	1.0	n/min	----		20		----
=	450	=	40.0	=	80.0					=	51

$\bar{Q}$	mm³/H	$\bar{Q}$	mm³/H	$\bar{Q}$	mm³/H	$\bar{Q}$	mm³/H
→K←	19.0	→K←	19.0	→K←	19.0	→K←	19.0
↓↑	6.6	↓↑	6.6	↓↑	6.6	↓↑	6.6
/C=	31.0	/D=	29.0	/E=	29.5	/F=	30.0

# 11 Conditioning  Mengenmessung  
 Conditioning for LL point



# 12 LL  IMA Einstellung  Mengenmessung  
 Measure point LL C, D, E, F,

n	/min		°C		MPa	t 	µs	p	kPa		s
→K←	450	→K←	40.0	→K←	30.00	→K←	640	→K←	10.0	→K←	----
	250	↓↑	1.0	↓↑	1.0	n/min	----		20		----
=	449	=	39.9	=	30.0					=	50













$\bar{Q}$	mm³/H	$\bar{Q}$	mm³/H	$\bar{Q}$	mm³/H	$\bar{Q}$	mm³/H
→K←	19.0	→K←	19.0	→K←	19.0	→K←	19.0
↓↑	6.6	↓↑	6.6	↓↑	6.6	↓↑	6.6
/C=	31.0	/D=	29.0	/E=	29.5	/F=	30.0




Typ-Teile-Nummer		Typ-Formel		Änderungsdatum		Kompensation
<b>0986435254</b>		--	<b>CRI 2-16 OHW</b>	26.02.2014		 <b>X</b>
Hersteller	Komponente	Typ	Regelstelle	Temperatur		
<b>Bosch</b>	<b>CRI</b>	<b>1 MV</b>		<b>40</b>		<b>°C</b>


  

	Injektor A	Injektor B	Injektor C	Injektor D	Injektor E	Injektor F
Seriennummer			2233	1224	2232	2223
Fertigungsdatum						

	4.4		4.4		4.4		4.4
	3.3		3.3		3.3		3.3
	<b>9.0</b>		<b>9.0</b>		7.7		<b>9.4</b>








# 13 Conditioning  
 Conditioning for VE point



 Mengenummessung



# 14 VE  
 Measure point VE













**X** IMA Einstellung  
 C, D, E, F,


 Mengenummessung

n	/min		°C	p	MPa
	450		40.0		160.0
	250		1.0		1.0
=	450	=	40.3	=	160.0

t	μs
	245
	----

p	kPa	s
	10.0	----
	20	----
=		60

$\bar{Q}$	mm³/H	$\bar{Q}$	mm³/H	$\bar{Q}$	mm³/H	$\bar{Q}$	mm³/H
	2.7		2.7		2.7		2.7
	2.4		2.4		2.4		2.4
	<b>13.1</b>		<b>12.9</b>		<b>12.5</b>		<b>11.6</b>

# 15 Conditioning  
 Conditioning for VE point

 Mengenummessung

# 16 VE  
 Measure point VE

**X** IMA Einstellung  
 C, D, E, F,

 Mengenummessung